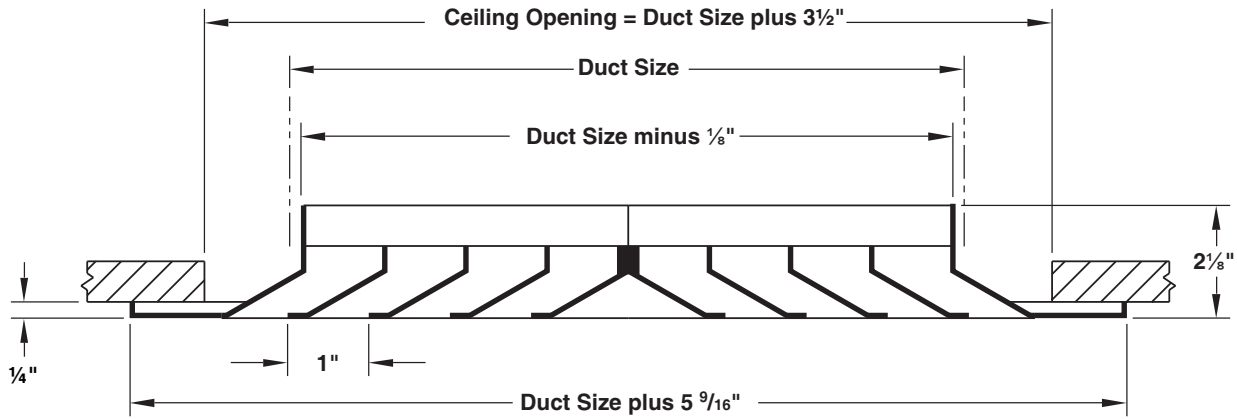


MCD / MCD-AA DIMENSIONS

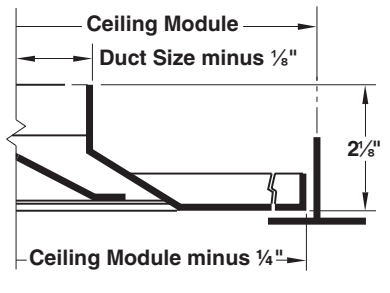
Border Type 1
(Surface Mount)



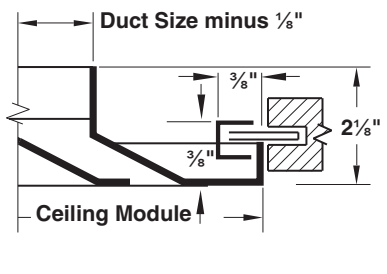
Note: Two-way opposite pattern shown.

AVAILABLE BORDER TYPES

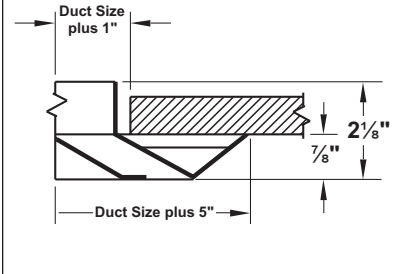
Border Type 3
(Lay-In)



Border Type 4
(Spline)



Border Type 6
(Beveled Drop Face)



F

DIMENSIONS

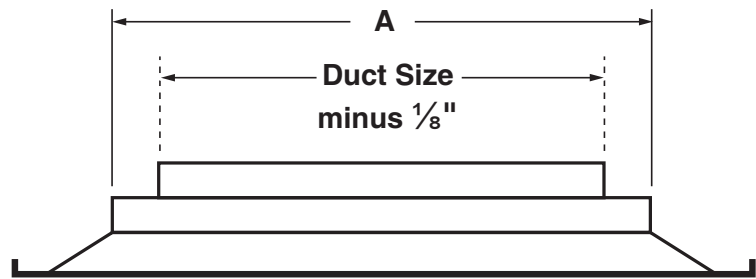
www.titus-hvac.com

AVAILABLE DUCT SIZES

Border Types 1, 6			Border Types 3, 4		Available Module Size
Duct Sizes (inches)					
6 x 6	14 x 14	22 x 22	6 x 6	14 x 14	24 x 24
8 x 8	16 x 16	24 x 24	8 x 8	16 x 16	
10 x 10	18 x 18		10 x 10	18 x 18	
12 x 12	20 x 20		12 x 12		

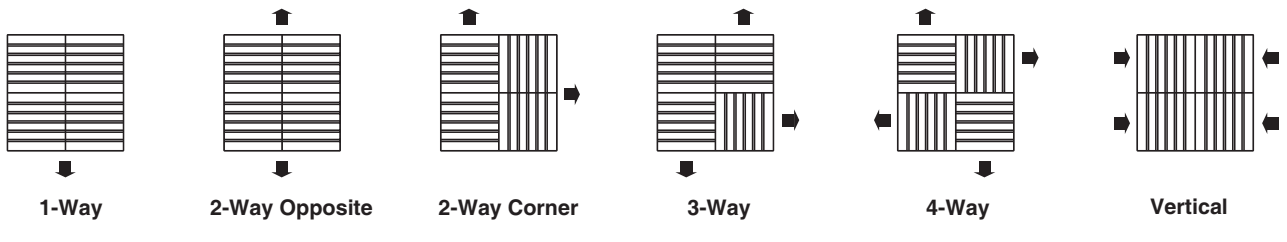
ROUND DUCT SIZES

Border Type 3		
Available Module Size	Minimum A	Available Round Duct Size
24 x 24	6 x 6	6
	12 x 12	6, 8, 10, 12



Note: Round duct sizes are available only in sizes shown. adjustable cores

MODULAR CORE ADJUSTMENTS



F

DIMENSIONS