
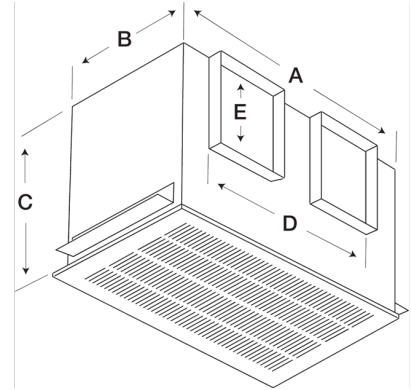


## Ceiling Exhaust Fan, Model SP-A700, 115V, 1Ph, 396-757 CFM



Model SP-A direct drive, ceiling mounted fan is designed to provide the lowest sounds levels for bathroom exhaust. Units feature an insulated housing and are ideal for residential, multi-family or hotel applications.

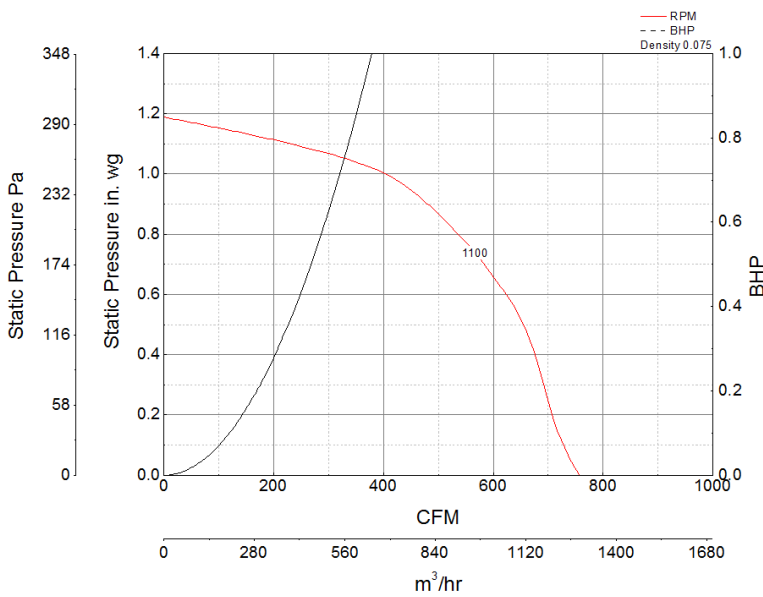
- Acoustic insulation absorbs sound ensuring quiet operation
- Spring loaded aluminum backdraft damper eliminates rattling
- External electrical access reduces installation time
- Speed controllable
- Designer grille included



### Certifications

AMCA Air &Sound  
UL/cUL 507

### Performance Characteristics



### Construction Features

|                    |                   |
|--------------------|-------------------|
| Drive Type         | Direct Drive      |
| Impeller Type      | Centrifugal Wheel |
| Impeller Material  | Polypropylene     |
| Housing Material   | Galvanized Steel  |
| Includes           | Backdraft damper  |
| Includes           | Mounting brackets |
| Certifications     | AMCA Air &Sound   |
| Certifications     | UL/cUL 507        |
| Speed Controllable | Yes               |

### Motor Information

|                    |              |
|--------------------|--------------|
| Service Factor     | 1            |
| Phase              | 1            |
| Voltage            | 115          |
| Motor Enclosure    | n/a          |
| Motor Insulation   | B            |
| Thermal Protection | AutoOverload |
| Watts              | 149          |

### Air and Sound Performance

| Watts | Max Fan RPM | Min Fan RPM | Ps (in. wg) | 0   | 0.125 | 0.25 | 0.375 | 0.5 | 0.625 | 0.75 | 0.875 | 1   |
|-------|-------------|-------------|-------------|-----|-------|------|-------|-----|-------|------|-------|-----|
| 350   | 1100        | 880         | CFM         | 757 | 723   | 700  | 679   | 649 | 613   | 560  | 494   | 396 |
|       |             |             | Sones       | 5   | 5     | 5.5  | 5.5   | 6   | 6     | 6.5  | 6.5   |     |