
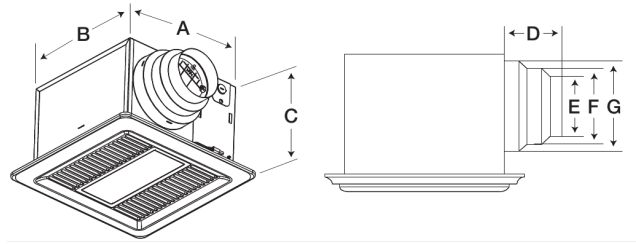


## Lighted Bathroom Exhaust Fan, Product # SP-AP0511WL, 30-110 CFM



Model SP-AP features a virtually silent electronically commutated (EC) motor with three built-in, high-speed airflow settings (50, 80 or 110 cfm) and an integrated nightlight. Humidity and CO2 plug and play sensors are also available accessories for this model.

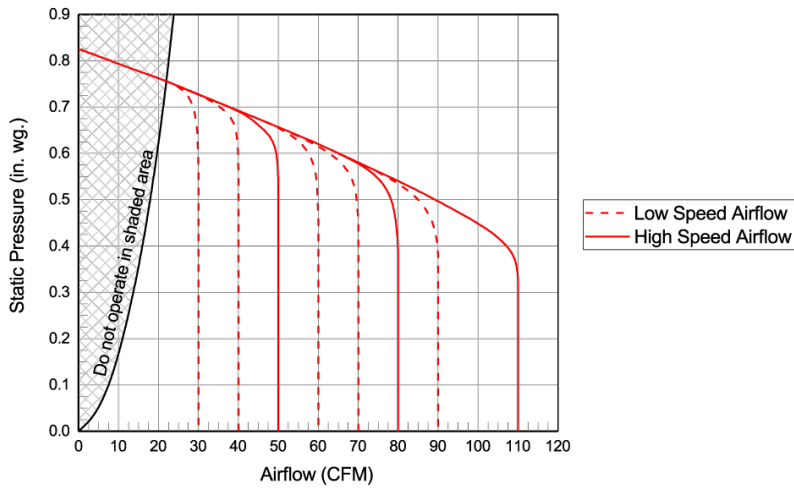
- ENERGY STAR rated
- Virtually silent EC motor with 3 high speeds (50-80-110 CFM)
- Constant CFM technology
- Integral nightlight
- Plug and play sensors available
- Universal 4", 5" or 6" duct connector
- Easy installation bracket
- Two speed capable with integral time delay



### Certifications

ETL  
Home Ventilating Institute (HVI)

### Performance Characteristics



### Construction Features

Drive Type	Direct Drive
Impeller Type	Centrifugal Wheel
Impeller Material	Polypropylene
Includes	Backdraft damper
Includes	Mounting brackets
Certifications	ETL
Certifications	Home Ventilating Institute (HVI)
Speed Controllable	Yes

### Motor Information

Voltage	115
---------	-----

Motor Included Yes

### Air and Sound Performance

Watts	Max Fan RPM	Min Fan RPM	Ps (in. wg)	0	0.1	0.125	0.25	0.375	0.5	0.625
16.3	819	819	CFM	50	50	50	50	50	50	50
			Sones	<0.3	<0.3	<0.3	1	2	3	3
17	861	861	CFM	50	50	50	50	50	50	50
			Sones	<0.3	<0.3	<0.3	1	2	3	3
20.4	934	934	CFM	50	50	50	50	50	50	50
			Sones	<0.3	<0.3	<0.3	1	2	3	3