
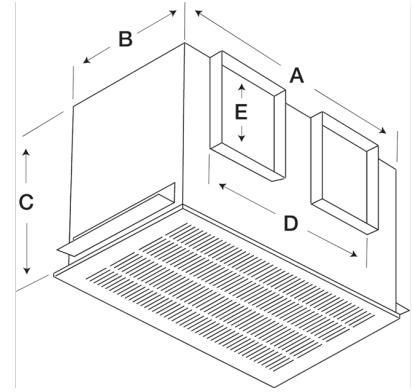


Ceiling Exhaust Fan, Model SP-A1550, 115V, 1Ph, 1323-1607 CFM



Model SP-A direct drive, ceiling mounted fan is designed to provide the lowest sounds levels for bathroom exhaust. Units feature an insulated housing and are ideal for residential, multi-family or hotel applications.

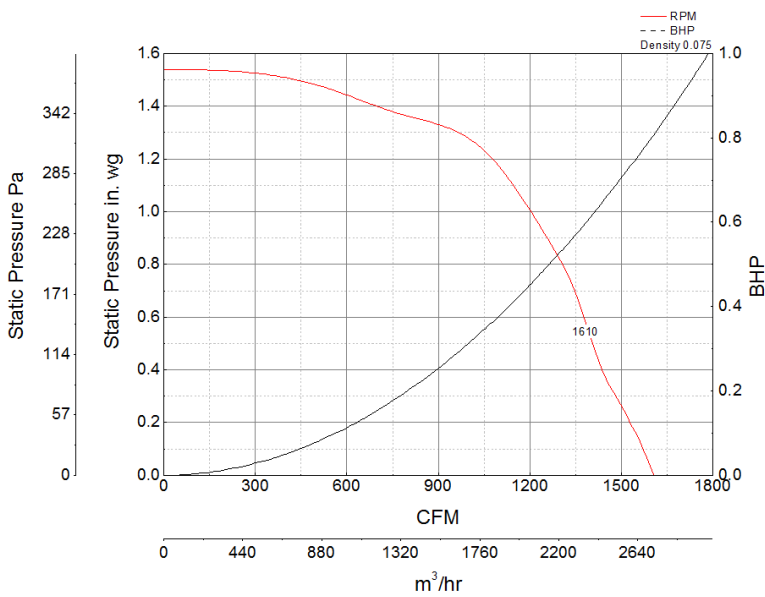
- Acoustic insulation absorbs sound ensuring quiet operation
- Spring loaded aluminum backdraft damper eliminates rattling
- External electrical access reduces installation time
- Speed controllable
- Designer grille included



Certifications

AMCA Air &Sound
UL/cUL 507

Performance Characteristics



Construction Features

Drive Type	Direct Drive
Impeller Type	Centrifugal Wheel
Impeller Material	Polypropylene
Housing Material	Galvanized Steel
Includes	Backdraft damper
Includes	Mounting brackets
Certifications	AMCA Air &Sound
Certifications	UL/cUL 507
Speed Controllable	Yes

Air and Sound Performance

Watts	Max Fan RPM	Min Fan RPM	Ps (in. wg)	0	0.125	0.25	0.375	0.5	0.625	0.75
818	1610	1288	CFM	1,607	1,558	1,506	1,449	1,407	1,369	1,323
			Sones	10.5	10	10	10	10.5	11.5	13