
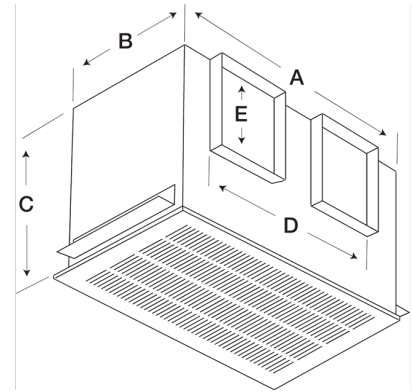


## Ceiling Exhaust Fan, Model SP-A1050, 115V, 1Ph, 662-1125 CFM



Model SP-A direct drive, ceiling mounted fan is designed to provide the lowest sounds levels for bathroom exhaust. Units feature an insulated housing and are ideal for residential, multi-family or hotel applications.

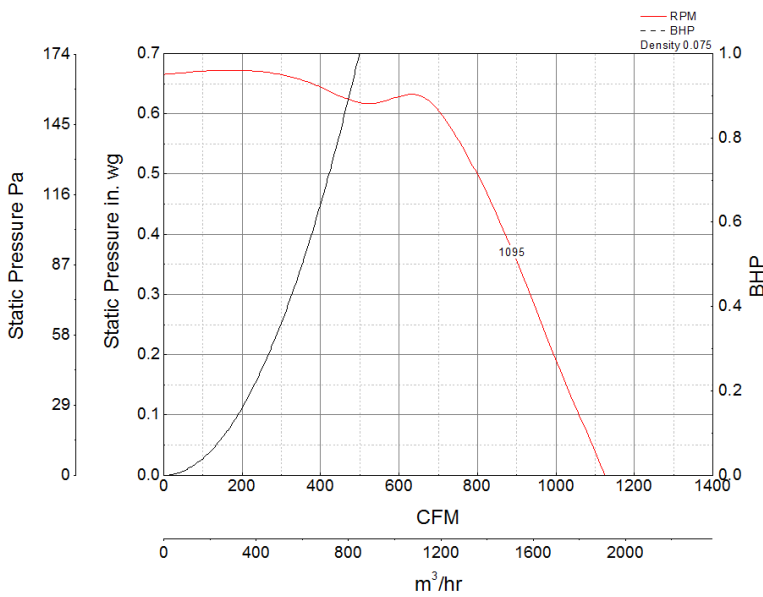
- Acoustic insulation absorbs sound ensuring quiet operation
- Spring loaded aluminum backdraft damper eliminates rattling
- External electrical access reduces installation time
- Speed controllable
- Designer grille included



### Certifications

AMCA Air &Sound  
UL/cUL 507

### Performance Characteristics



### Construction Features

Drive Type	Direct Drive
Impeller Type	Centrifugal Wheel
Impeller Material	Polypropylene
Housing Material	Galvanized Steel
Includes	Backdraft damper
Includes	Mounting brackets
Certifications	AMCA Air &Sound
Certifications	UL/cUL 507
Speed Controllable	Yes

### Motor Information

Service Factor	1
Phase	1
Voltage	115
Motor Enclosure	n/a
Motor Insulation	B
Thermal Protection	AutoOverload
Watts	190

### Air and Sound Performance

Watts	Max Fan RPM	Min Fan RPM	Ps (in. wg)	0	0.125	0.25	0.375	0.5	0.625
420	1095	876	CFM	1,125	1,043	964	885	796	662
			Sones	6	6	6	5.5	5.5	5.5