
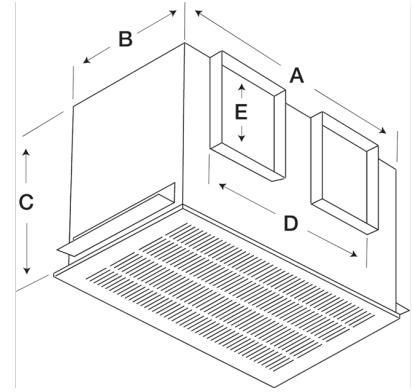


## Ceiling Exhaust Fan, Model SP-A1410, 115V, 1Ph, 1174-1455 CFM



Model SP-A direct drive, ceiling mounted fan is designed to provide the lowest sounds levels for bathroom exhaust. Units feature an insulated housing and are ideal for residential, multi-family or hotel applications.

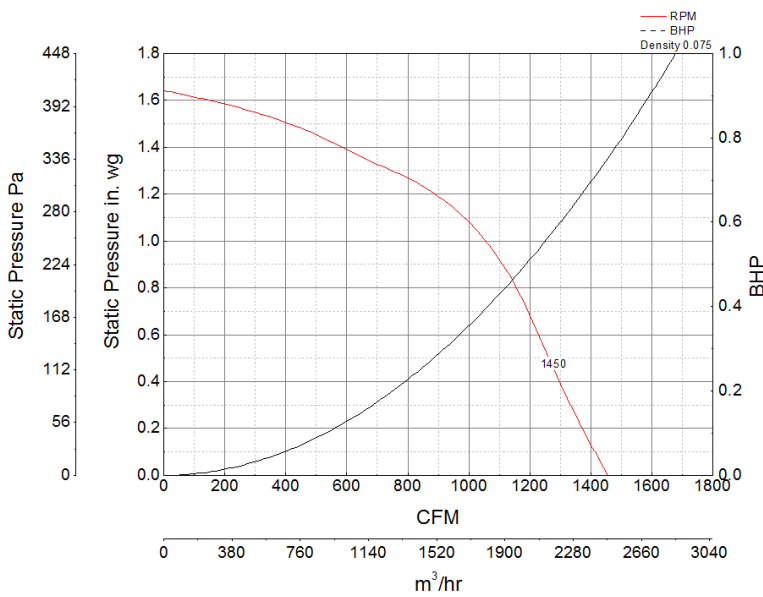
- Acoustic insulation absorbs sound ensuring quiet operation
- Spring loaded aluminum backdraft damper eliminates rattling
- External electrical access reduces installation time
- Speed controllable
- Designer grille included



### Certifications

AMCA Air &Sound  
UL/cUL 507

### Performance Characteristics



### Construction Features

|                    |                   |
|--------------------|-------------------|
| Drive Type         | Direct Drive      |
| Impeller Type      | Centrifugal Wheel |
| Impeller Material  | Polypropylene     |
| Housing Material   | Galvanized Steel  |
| Includes           | Backdraft damper  |
| Includes           | Mounting brackets |
| Certifications     | AMCA Air &Sound   |
| Certifications     | UL/cUL 507        |
| Speed Controllable | Yes               |

### Air and Sound Performance

| Watts | Max Fan RPM | Min Fan RPM | Ps (in. wg) | 0     | 0.125 | 0.25  | 0.375 | 0.5   | 0.625 | 0.75  |
|-------|-------------|-------------|-------------|-------|-------|-------|-------|-------|-------|-------|
| 786   | 1450        | 1160        | CFM         | 1,455 | 1,404 | 1,353 | 1,307 | 1,262 | 1,218 | 1,174 |
|       |             |             | Sones       | 10    | 10    | 10    | 10    | 10    | 10    | 10    |